

M LEVELO



Levelo

Skyflex Stylus Pen For iPad

SKU: LVLSFSPWH

Table of Contents


Features	2
Product Overview	2
Specifications	3
Compatibility	3
Connectivity	5
Power ON/OFF	5
Sleep Mode	6
Fast Charging	6
Changing the Nib	7
Magnetic Function	7
Indicator Light Guide	7
Package Contents	8
Warranty	9
Contact Us	9

Before installing and using the product, please carefully read this User Manual to guarantee correct usage and keep it secure for future reference.

Features

1. Features a durable silicone head equipped with a built-in hook for convenient use and storage.
2. The pen remains powered and ready for up to six months without the need for a recharge or battery replacement during inactive periods.
3. These nibs can be easily removed and replaced, allowing for flexible switching between different types without replacing the entire pen.
4. Includes two additional replacement nibs, extending the pen's longevity and utility.
5. The pen's tilt sensitivity adapts to the angle of your hand, enabling precise and detailed strokes.
6. Capable of operating continuously for eight hours on a full charge before requiring recharging.
7. Equipped with palm rejection technology that prevents unintended marks or commands by distinguishing between the stylus and your palm.
8. Designed with a sleek and slim oval body, this pen offers a comfortable and stylish ergonomic grip.

Product Overview



Specifications

Product Name	Levelo Skyflex Stylus Pen For iPad
SKU	LVLSFSPWH
Weight	11g
Battery	80mAh Li-ion
Input	5V / 500mA
Charging Interface	Type-C
Charging Time	1.5h
Continuous Working Time	About 10h (After fully charged)
Standby Mode	6 Months
Nib Size	1.38mm
Material	Body: PC, Tip: POM
Dimensions	162.5×7mm

Compatibility

1. iPad Pro 13" / 12.9" and 11" (7th to 3rd Generation)
2. iPad Air 13" and 11" / 10.9" (6th to 3rd Generation)
3. iPad (10th to 6th Generation)
4. iPad Mini (6th and 5th Generation)

	Device	Size	Year Released	Model	IOS
iPad Pro	iPad Pro 12.9 (6th)	12.9"	2022-12	A2436/A2764/A2437/A2766	iPadOS 16
	iPad Pro 11 (3th)	11"	2022-11	A2759/A2435/A2761/A2762	iPadOS 16
	iPad Pro 12.9 (5th)	12.9"	2021-12	A2378/A2461/A2379/A2462	iPadOS 15
	iPad Pro 11 (4th)	11"	2021-11	A2377/A2459/A2301/A2460	iPadOS 15
	iPad Pro 12.9	12.9"	2020-3	A2229/A2069/A2232/A2233/A1876/A2014/A1895/A1983	12.2 or above
	iPad Pro 11	11"	2018-9	A2228/A2068/A2230/A2231/A1980/A2013/A1934/A1979	12.2 or above
	iPad Air	iPad Air 5	10.9"	2020-3 2018-9	A2589/A2591
iPad Air 4		10.9"	2020-3 2018-9	A2324/A2072/A2325/A2316	14.0 or above
iPad Air 3		10.5"	2022-3	A2152/A2123/A2153/A2154	12.2 or above
iPad	iPad 9	10.9"	2020-9	A2602/ A2604/A2603 / A2605	iPadOS
	iPad 10	10.2"	2019-3	A3162/A2696/A2757 / A2777	iPadOS16
	iPad 7/8	10.2"	2021-9	A2270/A2428/A2429/A2430/A2197/A2198/A2200	13.1 or above
	iPad 6	9.7"	2022-10	A1893/A1954	12.1.4 or above
iPad mini	iPad mini 6	8.3"	2020-9 2019-9	A2567/A2568/A2569	iPadOS 15
	iPad mini 5	7.9"	2018-3 2021-9 2019-3	A2133/A2124/A2126/A2125	12.2 or above

Notes: Ensure that all iPad models are updated to iOS 12.2 or higher. Additionally, if your iPad has previously been paired with an Apple Pencil, please disconnect it before using this stylus.

To check your iPad model, follow these steps:

- 1.** To find your iPad model number, navigate to Settings > General > About > Model Number.
- 2.** Additionally, you can verify the model information on the back of the iPad device.



Connectivity

This product does not have a Bluetooth function; there is no need to install Bluetooth or any applications. You can activate it simply by pressing the power button.

- 1.** Disable Apple Pencil Exclusive Mode:

Go to Settings > Apple Pencil and toggle off "Only Draw with Apple Pencil".

- 2.** Disconnect Existing Apple Pencil:

If your iPad has previously been paired with an Apple Pencil, follow these steps to unpair it before using this stylus:

A. Navigate to Settings > Bluetooth > Apple Pencil, then select "Forget This Device".

B. Turn off Bluetooth: Go to Settings > Bluetooth > Turn Off Bluetooth.

Power ON/OFF

A. Connecting & Disconnecting the Apple Pencil

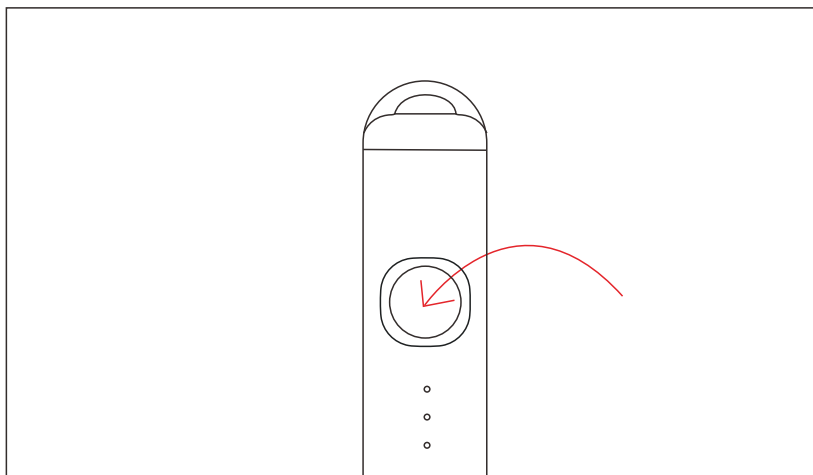
If the iPad has previously been connected to the Apple Pencil, navigate to Settings > Bluetooth. Locate "Apple Pencil" and tap the information icon. Select "Forget This Device".

B. Activating the Stylus Pen

Press the power button. When the indicator light illuminates, the pen is activated.

C. Deactivating the Stylus Pen

With the stylus powered on, pressing the power button will light up the indicator, indicating that the stylus pen is turned off.



Sleep Mode

If the stylus remains unused while powered on, it will automatically enter sleep mode after 10 minutes. During the final minute before sleep mode, the indicator will blink slowly.

1. Waking from Sleep Mode

The stylus will automatically wake up and enter work mode if it is used within 10 minutes of entering sleep mode.

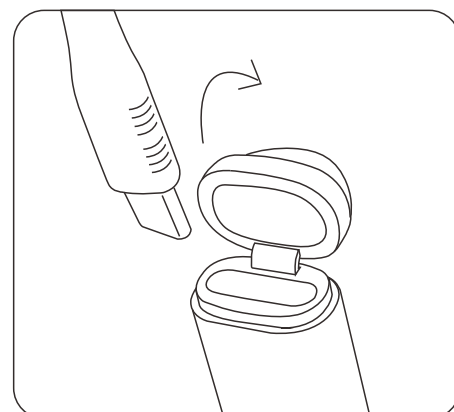
2. Automatic Shutdown

If the stylus is not used within 10 minutes, it will automatically turn off to save battery.

Fast Charging

A. Connecting the Charger

Connect the charging cable to the charge port.



B. Charging Indicator

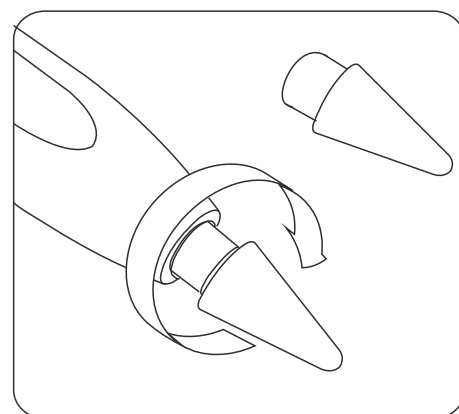
The indicator light will flash sequentially during charging. When all three indicators are lit, the device is fully charged.

C. Charge Duration and Usage

Typically, it only requires 15 minutes to fully charge the device, which can then be used continuously for 10 hours.

Changing the Nib

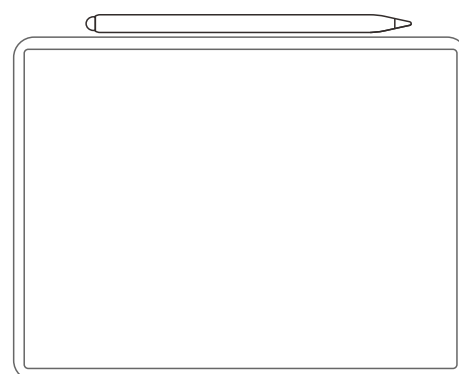
This product features replaceable nibs, eliminating concerns about pen tip wear; simply rotate the nib to replace it.



Magnetic Function

The stylus pen can be securely attached to the side of the iPad Pro and iPad Air for convenient portability.

Note: This function is available exclusively for iPads equipped with magnetic suction on the side.



Indicator Light Guide

1. Three Lights On

Represents 60 % to 100 % power, providing up to 10 hours of usage.

2. Two Lights On

Indicates 20 % to 59 % power, sufficient for approximately 4.5 hours of use.



3. One Light On

Signifies less than 20 % power, available for up to 0.5 hours.

Package Contents

1. Stylus Pen
2. Two Additional Nibs
3. Type-C Charging Cable



Warranty

Products procured directly from the **Levelo** website or physical store comes with a 24-month warranty. **Levelo** products purchased from any of our authorized dealers are guaranteed with a one-year warranty. If you wish to extend this warranty, you'll need to go to our website at <https://levelobrand.com/warranty> and fill out the necessary form, making sure to include your personal information and a photo of the product. After your request has been evaluated and accepted, we'll send you an email notification to affirm the extension of your product's warranty.

For more info, please check:

Website: <https://www.levelobrand.com/warranty>

Contact Us

If you have any questions about this Privacy Policy, please contact us at: Info@levelobrand.com

Website: <https://www.levelobrand.com/>

Email: Info@levelobrand.com

Instagram: [levelobrand](#)

Facebook: [levelobrand](#)