

M LEVELD



**Levelo
NERO MagSafe Car Holder
and Selfie Stick**

SKU: LVL-NERO

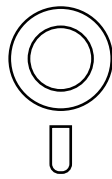
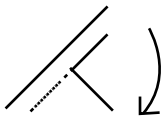


Table of Contents

| | |
|--------------------|---|
| Features | 2 |
| Specifications | 2 |
| Precautions | 2 |
| Installation Steps | 3 |
| Correct Usage | 4 |
| Warranty | 5 |
| Contact Us | 5 |

Features

1. Offers versatile mounting options to achieve the perfect viewing angle and position for your device.
2. Seamlessly works with MagSafe-enabled devices for a secure, effortless connection.
3. Strong magnets ensure your device stays firmly in place during travel.
4. Easily rotate your device for portrait or landscape mode with smooth, full-range rotation.



Specifications



| | |
|-------------|--|
| Magnet Type | N52 |
| Material | Zinc Alloy + PC Material |
| Dimensions | Unfolded: 14.5*8.5cm, Folded: 5.9*11cm |
| Weight | About 112.8g |

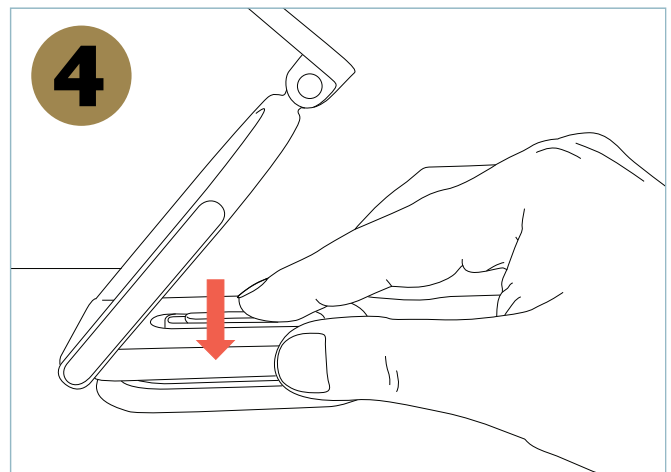
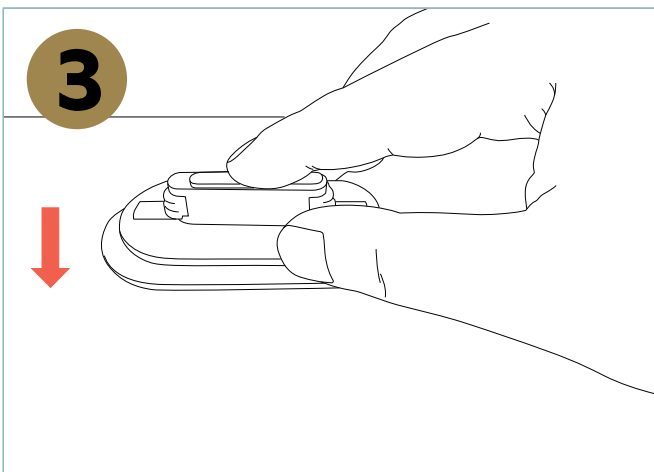
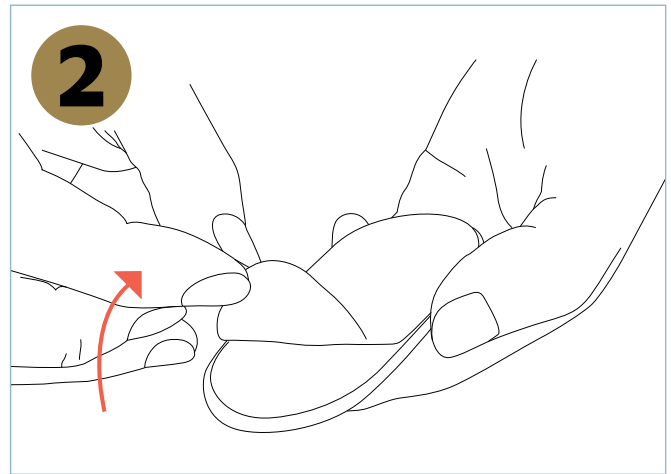
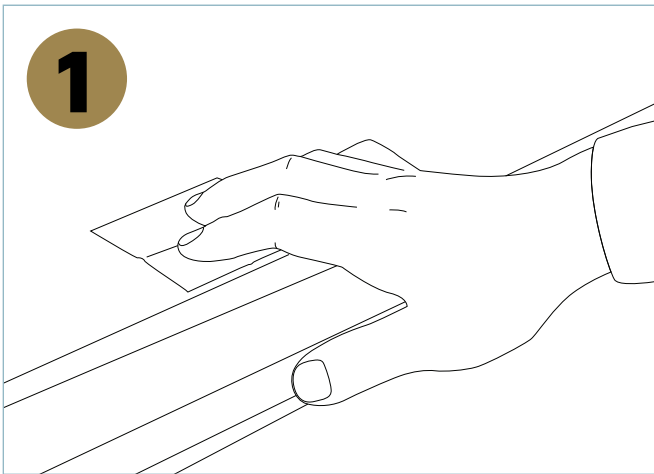
Precautions

1. This product is designed for iPhones 12 and above. For iPhones below 12 and Android phones, use a magnetic ring for optimal performance.
2. Using a phone case may weaken the magnetic strength. It's recommended to attach the magnetic ring directly to the phone case.
3. The product's pivot does not rotate a full 360°. Please use with caution.

4. The car mount has a strong suction, which may cause the magnetic ring to detach from the phone. It's advisable to place the ring inside the phone case for better stability.

Installation Steps

1. Wipe the surface to be adhered to with an alcohol pad, ensuring it is dry and clean.
2. Peel off the release paper from the adhesive backing and firmly attach the base to the desired position.
3. Press down on the base with both hands for 30 seconds to apply even pressure, then let it sit for 24 hours to ensure proper adhesion.
4. Turn the suction switch to position  to fasten the support to the base. Then, turn the switch to position  to securely lock the support in place.



Correct Usage



Normal Use



Elevated



Locked

Warranty

Products procured directly from the **Levelo** website or physical store comes with a 24-month warranty. **Levelo** products purchased from any of our authorized dealers are guaranteed with a one-year warranty. If you wish to extend this warranty, you'll need to go to our website at **<https://levelobrand.com/warranty>** and fill out the necessary form, making sure to include your personal information and a photo of the product. After your request has been evaluated and accepted, we'll send you an email notification to affirm the extension of your product's warranty.

For more info, please check:

Website: **<https://www.levelobrand.com/warranty>**

Contact Us

If you have any questions about this Privacy Policy, please contact us at: **Info@levelobrand.com**

Website: **<https://www.levelobrand.com/>**

Email: **Info@levelobrand.com**

Instagram: **[levelobrand](#)**

Facebook: **[levelobrand](#)**